

FEATURES

- 3 different loop designs
- Tig welded
- Seamless pipes construction
- Threads welded
- Max working pressure 160 bar
- Max working temperature °400C

APPLICATIONS

- Heat dispenser for gauges, switches & transmitters
- Boilers

Pigtail / U / Compact

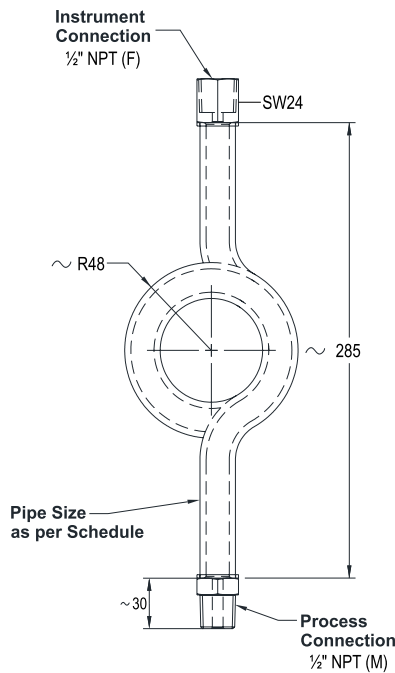


STANDARD SPECIFICATIONS

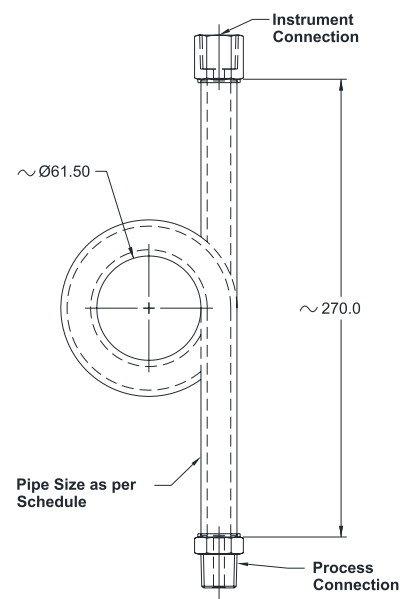
Type	: Pigtail
Material	: AISI 316 SS
Instrument connection	: 1/2" Pipe-end
Connection type	: Weld-in connection
Process connection	: 1/2" Pipe-end
Maximum working pressure	: 160 bar
Maximum working temperature	: 400°C
Weight	: ~472 g

DIMENSIONAL DRAWING

Compact form

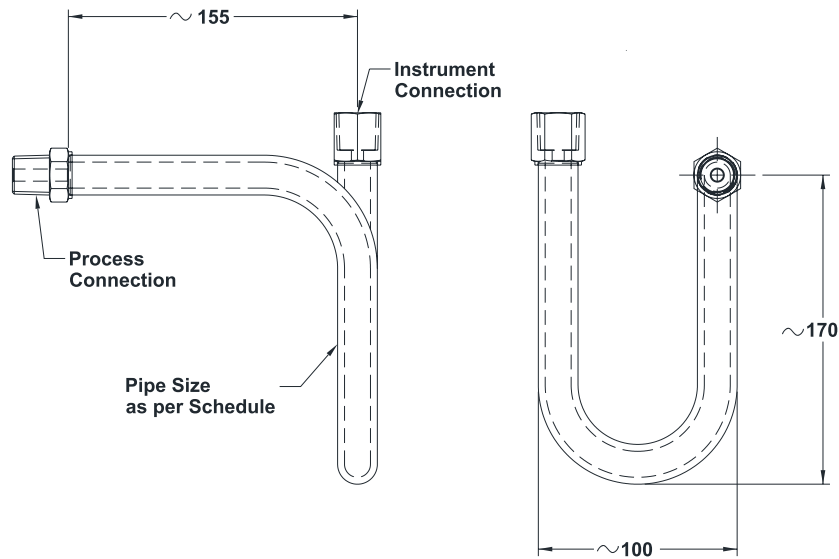


Pigtail form



All dimensions are in mm.

U form



ORDERING CODES

1. TYPE

PT	Pigtail form	PT
PU	U form	
PM	Compact form	

4. CONNECTION TYPE

C0	Weld-in connections	C0
C1	Thread on pipe, male	
C3	Swivel female	

2. MATERIAL

MB	ASTM A105 / Carbon Steel	
MC	AISI 304SS	
MF	AISI 316 SS	MF
MG	AISI 316L SS	

5. PROCESS CONNECTION

12B	1/4" BSP (M)	13B	3/8" BSP (M)
14B	1/2" BSP (M)	12N	1/4" NPT (M)
13N	3/8" NPT (M)	14N	1/2" NPT (M)
02B	1/4" BSP (F)	03B	3/8" BSP (F)
04B	1/2" BSP (F)	02N	1/4" NPT (F)
03N	3/8" NPT (F)	04N	1/2" NPT (F)
I14	1/4" Pipe-end	I38	3/8" Pipe-end
I12	1/2" Pipe-end	I12	
14M	M20x1.5 mm (M)		

3. INSTRUMENT CONNECTION

12B	1/4" BSP (M)	13B	3/8" BSP (M)
14B	1/2" BSP (M)	12N	1/4" NPT (M)
13N	3/8" NPT (M)	14N	1/2" NPT (M)
02B	1/4" BSP (F)	03B	3/8" BSP (F)
04B	1/2" BSP (F)	02N	1/4" NPT (F)
03N	3/8" NPT (F)	04N	1/2" NPT (F)
I14	1/4" Pipe-end	I38	3/8" Pipe-end
I12	1/2" Pipe-end	04M	M20x1.5 mm (F)
		I12	

6. OTHER OPTIONS

TC	Material test certificate	TC
TN	NACE standards	
TO	Use for Oxygen service	
XL	Marking by laser	
P8	Epoxy coating	

Ordering Example : AC42-PT-MF-I12-C0-I12-TC

NOTES

1. Other process connections are available through adaptors.
2. General Tolerance in total length : 10± mm, Ø : 2± mm
3. NACE testing is applicable upon minimum quantity, please contact factory.