



WESTCODE SEMICONDUCTORS



TECHNICAL
PUBLICATION

DP300

ISSUE 1

May, 1980

Stud-Base Silicon Rectifier Diodes Type PHN/PHR300

380 amperes average: up to 1500 volts V_{RRM}

RATINGS Maximum values at 180°C T_j unless stated otherwise

RATING	CONDITIONS	SYMBOL	
Average forward current	Half sine wave 100°C case temperature	$I_{F(AV)}$	380A
RMS current		$I_{F(RMS)}$	600A
DC forward current		I_F	600A
Peak one-cycle surge (non repetitive)	10ms duration $\left\{ \begin{array}{l} 60\% V_{RRM} \text{ re-applied} \\ V_R \leq 10 \text{ volts} \end{array} \right.$	$I_{FSM(1)}$ $I_{FSM(2)}$	5500A 6050A
Maximum permissible surge energy	10ms duration $\left\{ \begin{array}{l} 60\% V_{RRM} \text{ re-applied} \\ V_R \leq 10 \text{ volts} \end{array} \right.$	$I^2 t (1)$ $I^2 t (2)$	152000A ² s 183000A ² s
	3ms duration $V_R \leq 10 \text{ volts}$		135000A ² s
Case operating temperature		T _C	-30, +180°C
Storage temperature		T _{stg}	-40, +200°C

CHARACTERISTICS Maximum values at 180°C T_j unless stated otherwise

CHARACTERISTIC	CONDITIONS	SYMBOL	
Peak forward voltage drop	At 1180A, I_{FM}	V_{FM}	1.83V
Forward conduction threshold voltage		V_0	0.95V
Forward conduction slope resistance		r	0.75mΩ
Peak reverse current	At V_{RRM}	I_{RRM}	15mA
Thermal resistance junction to case for a diode with a maximum forward voltage drop characteristic	DC and 180° sine wave 120° rectangular wave	$R_{th(j-c)}$	0.13°C/W 0.14°C/W
Thermal resistance case to heatsink		$R_{th(c-hs)}$	0.04°C/W

VOLTAGE CODE →	02	04	06	08	10	12	14	15	
Repetitive voltage V_{RRM}	200	400	600	800	1000	1200	1400	1500	
Non-repetitive voltage V_{RSM}	300	500	700	900	1100	1300	1500	1600	

ORDERING INFORMATION (Please quote device code as explained below -- 10 digits)

S W	● ●	P H	●	3 0 0
FIXED BASIC CODE	VOLTAGE CODE (see above)	FIXED OUTLINE CODE	STUD POLARITY N = cathode R = anode	FIXED TYPE CODE

Typical code SW06PHR300 = 600V_{RRM} diode with stud anode

In the interest of product improvement, Westcode reserves the right to change specifications at any time without notice.

D P300

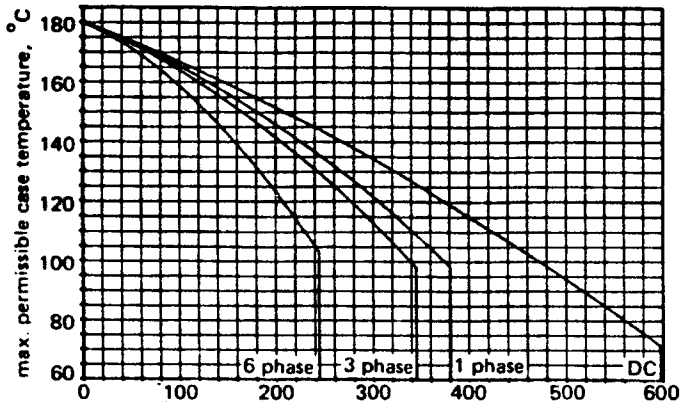


Figure 1 Dissipation and stud temperature v. mean forward current

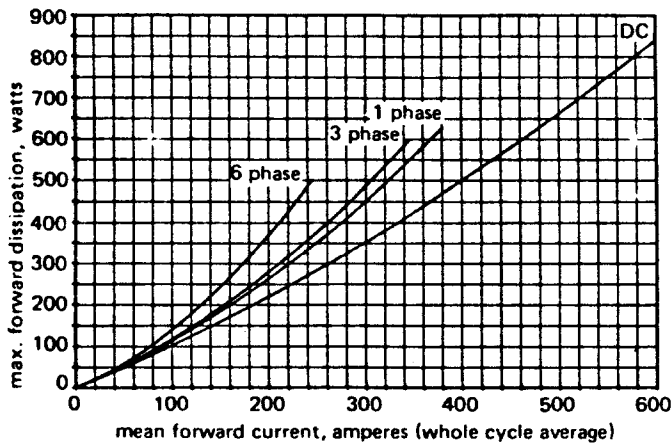


Figure 2 Max. non repetitive surge current at initial junction temperature 180°C

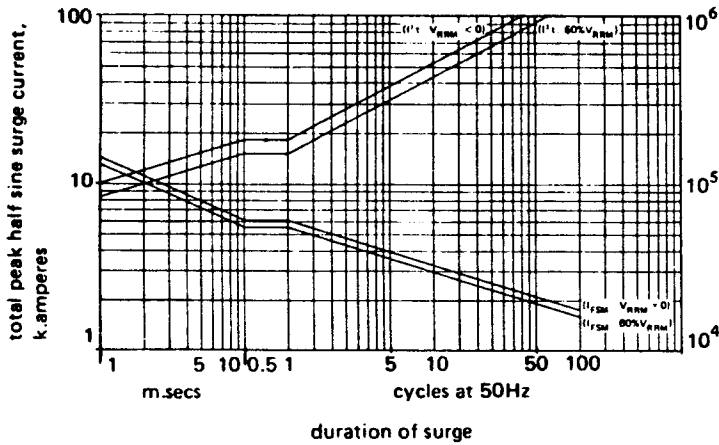


Figure 3 Forward voltage characteristic

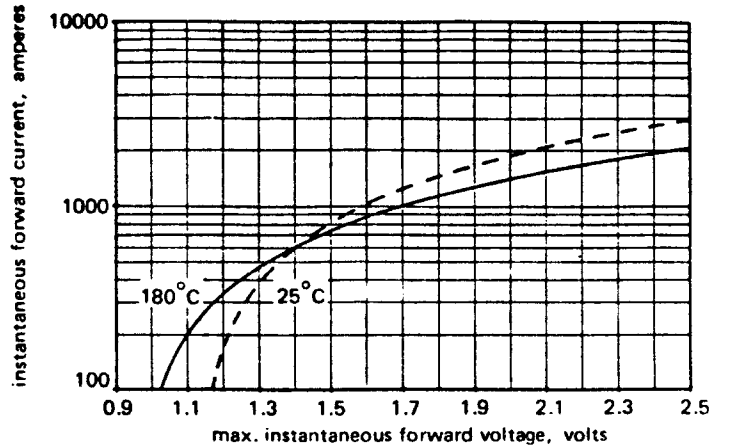


Figure 4 Transient thermal impedance, junction to case

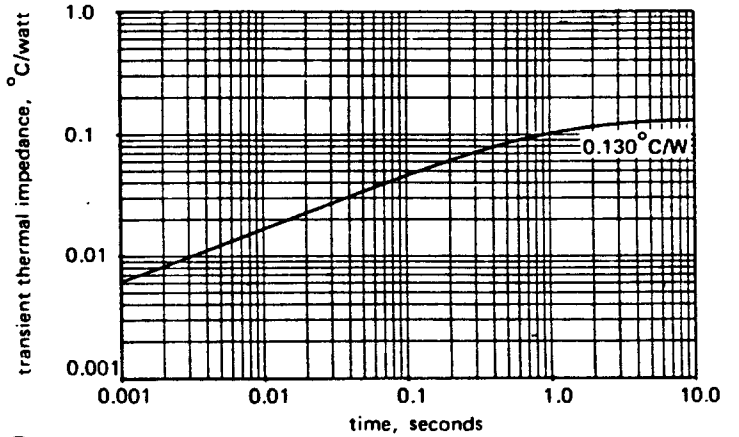
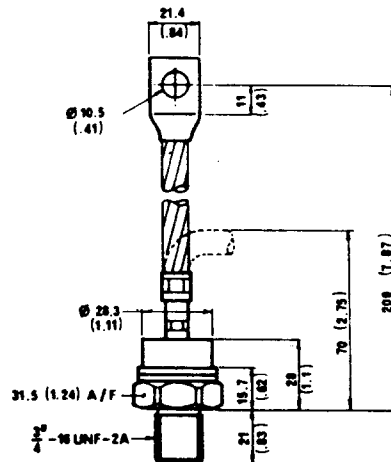


Figure 5 Mounting Torque 2.50 - 2.77 KgM threads not to be lubricated Weight: 250 grams dimensions in mm (inches)



Mounting Torque
2.50 - 2.77 KgM
threads not to be
lubricated
Weight: 250 grams
dimensions
in mm (inches)

Westcode Semiconductors

P.O. Box 57 Chippenham
Wiltshire SN15 1JL England
Telephone Telex
Chippenham (0249) 4141 44754